



New York Roentgen Society Annual Meeting

October 17-19, 2018

Princeton Club

15 West 43 Street | New York City



The New York Roentgen Society congratulates

Dr. Michelle Ginsberg



recipient of the 2018 NYRS Distinguished Radiologist award.
Please join us for a Cocktail Reception in Dr. Ginsberg's honor
on Thursday, October 18 at 4:30 pm.

Wednesday, October 17 | AM

> **NEUROIMAGING: Neuroradiology for the Practicing Radiologist: Update and Review of Commonly Encountered Clinical Problems**

> **MODERATOR**

Girish Fatterpekar, MD
NYU School of Medicine; NYU Langone Health



- 8:30 AM** Stroke: Imaging update
Dr. Kambiz Nael
Icahn School of Medicine at Mount Sinai
[Winner, 2017 NYRS Young Faculty Research Award](#)
- 9:00 AM** Neuroimaging of the child with developmental delay
Dr. Alireza Radmanesh
NYU School of Medicine; NYU Langone Health
- 9:30 AM** Tinnitus: What the radiologist should know
Dr. Douglas Phillips
NewYork-Presbyterian/Weill Cornell Medicine
- 10:00 AM** BREAK
- 10:20 AM** Imaging upper cranial nerves 
Dr. Gul Moonis
NewYork-Presbyterian/Columbia University
- 11:05 AM** Imaging lower cranial nerves 
Dr. Claudia Kirsch
Northwell Health System
- 11:50 AM** SAMs questions review
- 12:00 PM** Lunch

Wednesday, October 17 | AM

> BREAST 1: Clinical Screening and Preoperative Breast Imaging

> MODERATOR

Michele Drotman, MD
NewYork-Presbyterian/Weill Cornell Medicine



- 8:30 AM** Screening mammography
Dr. Elizabeth Arleo
NewYork-Presbyterian/Weill Cornell Medicine
- 9:00 AM** Tomosynthesis: Pearls and pitfalls 
Dr. Janine Katzen
NewYork-Presbyterian/Weill Cornell Medicine
- 9:30 AM** Breast imaging: Physiology trumps anatomy
Dr. Maxine Jochelson
Memorial Sloan Kettering Cancer Center
- 10:00 AM** BREAK
- 10:20 AM** Screening breast MRI 
Dr. Katerina Dodelzon
NewYork-Presbyterian/Weill Cornell Medicine
- 10:50 AM** Role of diagnostic MRI in the era of precision medicine
Dr. Linda Moy
NYU School of Medicine; NYU Langone Health
- 11:20 AM** Surgical perspective: Utility of breast MRI and PET/MRI for pre-operative planning
Dr. Rache Simmons
NewYork-Presbyterian/Weill Cornell Medicine
- 11:50 AM** SAMs questions review
- 12:00 PM** Lunch

Wednesday, October 17 | PM

> PEDIATRIC IMAGING: Evaluation and Imaging Workup of Childhood "Boo Boos": in the Clinic and the Emergency Room

> MODERATOR

Henrietta Rosenberg, MD
Icahn School of Medicine at Mount Sinai

-
- | | |
|---------|---|
| 1:00 PM | Imaging the abused child 
Dr. Joy Masseaux
Icahn School of Medicine at Mount Sinai |
| 1:30 PM | Newborn chest lesions
Dr. Robyn Murphy
Morristown Memorial Hospital |
| 2:00 PM | Pediatric GU emergencies
Dr. Nancy Fefferman-Katz
NYU School of Medicine; NYU Langone Health |
| 2:30 PM | BREAK |
| 2:50 PM | Evaluation of appendicitis
Dr. Carrie Ruzal-Shapiro
New York-Presbyterian/Columbia University |
| 3:20 PM | Sonography of developmental dysplasia of the infant hip
Dr. Adele Brudnicki
New York Medical College |
| 3:50 PM | Sonography of pediatric superficial lumps and bumps: head to toe 
Dr. Henrietta Kotlus Rosenberg
Icahn School of Medicine at Mount Sinai |
| 4:20 PM | SAMs questions review |
| 4:30 PM | Adjourn |

Wednesday, October 17 | PM

> BREAST 2: Practice Guidelines in Breast Imaging: What is Now and What is on the Horizon

> MODERATOR

Michele Drotman, MD

NewYork-Presbyterian/Weill Cornell Medicine

1:00 PM

Latest ACR practice guidelines



Dr. Aya Michaels

NewYork-Presbyterian/Weill Cornell Medicine

1:30 PM

Economics of breast imaging

Dr. Geraldine McGinty

NewYork-Presbyterian/Weill Cornell Medicine

2:00 PM

Applying artificial intelligence for breast cancer management

Dr. Richard Ha

NewYork-Presbyterian/Columbia University

2:30 PM

BREAK

2:50 PM

Missed and nearly missed breast cancers

Dr. Laurie Margolis

Icahn School of Medicine at Mount Sinai

3:20 PM

Incidental findings on breast MRI



Dr. Kimberly Feigin

Memorial Sloan Kettering Cancer Center

3:50 PM

Medicolegal issues in breast imaging

Dr. Tova Konigsberg

Montefiore Medical Center

4:20 PM

SAMs questions review

4:30 PM

Adjourn


Thursday, October 18 | AM

> **BODY IMAGING: Translation of Advanced Imaging Methods in the Clinic: The Future is Here!**

> **MODERATOR**

Sara Lewis, MD

Icahn School of Medicine at Mount Sinai

-
- | | |
|----------|--|
| 8:30 AM | Functional MRI in the clinic
Dr. Hersh Chandarana
NYU School of Medicine; NYU Langone Health |
| 9:00 AM | MRI of the prostate and MR-guided interventions
Dr. Art Rastinehad
Icahn School of Medicine at Mount Sinai |
| 9:30 AM | Abdominal applications of dual energy CT
Dr. Lorenzo Manelli
Memorial Sloan Kettering Cancer Center |
| 10:00 AM | BREAK |
| 10:20 AM | Dynamic MRI of the pelvic floor 
Dr. Amita Kamath
Icahn School of Medicine at Mount Sinai |
| 10:50 AM | MRI for assessment of rectal cancer and post-treatment assessment
Dr. Manjil Chatterji
Icahn School of Medicine at Mount Sinai |
| 11:20 AM | HCC diagnosis and application of LI-RADS 
Dr. Victoria Chernyak
Montefiore Medical Center |
| 11:50 AM | SAMs questions review |
| 12:00 PM | Lunch |

Thursday, October 18 | AM

> **RAD ONC 1: Current Status with Review of Recent Advancements in Radiation Oncology: Subselective and Targeted Therapies**

> **MODERATORS**

Joshua Silverman MD PhD
NYU School of Medicine; NYU Langone Health and
Richard Bakst MD
Icahn School of Medicine at Mount Sinai



- 8:30 AM** Advances in pediatric radiation oncology
Dr. Suzanne Wolden
Memorial Sloan Kettering Cancer Center
- 9:15 AM** XRT-primed in situ vaccination: Making an immunogenic meal of tumor antigens
Dr. Joshua Brody
Icahn School of Medicine at Mount Sinai
- 10:00 AM** BREAK
- 10:20 AM** Radiation therapy and immunotherapy in the treatment of lung cancer
Dr. Simon Cheng
NewYork-Presbyterian/Columbia University
- 11:05 AM** Radiosurgery versus fractionated radiotherapy: Controversies and updates
Dr. Douglas Kondziolka
NYU School of Medicine; NYU Langone Health
- 11:50 AM** SAMs questions review
- 12:00 PM** Lunch

Thursday, October 18 | PM

> **CARDIOTHORACIC/CHEST: Review and Update of Cardiothoracic Imaging: from Radiographic Interpretation to Advanced Functional Imaging**

> **MODERATOR**

Jay Leb, MD
NewYork-Presbyterian/Columbia University

- 1:00 PM** Update on lung cancer imaging
Dr. Maria Shiau
NYU School of Medicine; NYU Langone Health
Winner, 2017 NYRS Distinguished Educator Award
- 1:30 PM** Cardiac MRI delayed enhancement findings and patterns 
Dr. Alan Legasto
NewYork-Presbyterian/Weill Cornell Medicine
- 2:00 PM** The role of radiology in lung fibrosis
Dr. Mary Salvatore
Icahn School of Medicine at Mount Sinai
- 2:30 PM** BREAK
- 2:50 PM** Hemoptysis: Diagnostic considerations and interventions 
Dr. Arash Gohari
Montefiore Medical Center
- 3:20 PM** A radiographic primer on the postoperative aorta
Dr. Michael Chung
Icahn School of Medicine at Mount Sinai
- 3:50 PM** Approach to cardiac masses
Dr. Jay Leb
NewYork-Presbyterian/Columbia University
- 4:20 PM** SAMs questions review
- 4:30 PM** **COCKTAIL RECEPTION FOR ALL PARTICIPANTS**
- DISTINGUISHED RADIOLOGIST AWARD**
Michelle Ginsberg MD
Vice Chair for Education, Department of Radiology
Memorial Sloan Kettering Cancer Center

Thursday, October 18 | PM

> **RAD ONC 2: Current Status with Review of Recent Advancements in Radiation Oncology: Subselective and Targeted Therapies**

> **MODERATORS**

Joshua Silverman MD PhD
NYU School of Medicine; NYU Langone Health and
Richard Bakst MD
Icahn School of Medicine at Mount Sinai



- 1:00 PM** Optimizing the therapeutic ratio for patients with early stage breast cancer
Dr. Naamit Gerber
NYU School of Medicine; NYU Langone Health
- 1:45 PM** Advances in hypofractionated radiotherapy and partial breast radiation for breast cancer
Dr. Carmen Perez
NYU School of Medicine; NYU Langone Health
- 2:30 PM** BREAK
- 2:50 PM** Defining a new era of biomarker-driven glioma chemo/radio-sensitization trials
Dr. Rajit Bindra
Yale School of Medicine
- 3:35 PM** Incorporating SBRT into treatment algorithms for hepatocellular carcinoma
Dr. Michael Buckstein
Icahn School of Medicine at Mount Sinai
- 4:20 PM** SAMs questions review
- 4:30 PM** **COCKTAIL RECEPTION FOR ALL PARTICIPANTS**
- DISTINGUISHED RADIOLOGIST AWARD**
Michelle Ginsberg MD
Vice Chair for Education, Department of Radiology
Memorial Sloan Kettering Cancer Center

Friday, October 19 | AM

> **MSK: Musculoskeletal Tumors: The Role of Imaging in Diagnosis, Staging and Treatment**

> **MODERATOR**

Sinchun Hwang, MD
Memorial Sloan Kettering Cancer Center

-
- 8:30 AM** Malignant bone tumors: Practical approach at imaging 
Dr. Sinchun Hwang
Memorial Sloan Kettering Cancer Center
- 9:00 AM** Characterizing soft tissue tumors at MRI: What is realistically possible?
Dr. David Panicek
Memorial Sloan Kettering Cancer Center
- 9:30 AM** Imaging evaluation of soft tissue sarcomas following therapy
Dr. Jenny T. Bencardino
NYU School of Medicine; NYU Langone Health
- 10:00 AM** BREAK
- 10:20 AM** Treatment changes in bone metastases
Dr. Mohammad Samim
NYU School of Medicine; NYU Langone Health
- 10:50 AM** Osseous malignancy and tumor mimics in FDG PET 
Dr. Gary Ulaner
Memorial Sloan Kettering Cancer Center
- 11:20 AM** Oncologic interventional radiology techniques with pearls and pitfalls
Dr. Majid Maybody
Memorial Sloan Kettering Cancer Center
- 11:50 AM** SAMs questions review
- 12:00 PM** Adjourn

COURSE DESCRIPTION AND OBJECTIVES

This conference is designed for radiologists and radiation oncologists in practice and in training as well as other physicians and health professionals interested in medical imaging. The lecture program incorporates all methods of diagnostic imaging, radiologic intervention and radiation oncology with emphasis on state-of-the art utilization, performance, and interpretation. Current topics in medical imaging will be addressed, including Advances in Cardiothoracic, Abdominopelvic, Musculoskeletal, Emergency, Neurologic, and Breast Imaging, along with Radiation Oncology.

TARGET AUDIENCE

The target audience includes practicing radiologists, radiation therapists and trainees in these fields, and other physicians/health care professionals interested in medical imaging.

ACCREDITATION

This activity has been planned and implemented in accordance with the Essential Elements and Policies of the Accreditation Council for Continuing Medical Education through a joint sponsorship with the SNMMI and the NYRS. SNMMI is accredited by the Accreditation Council for Continuing Medical Education (ACC ME) to sponsor continuing medical education for physicians.

The SNMMI designates this educational activity for 27 AMA PRA Category 1 Credits.[™] Physicians should only claim credit commensurate with the extent of their participation in the activity.

FEES, REFUNDS, REGISTRATION

NYRS members-in-training – Free!

NYRS members – \$100

Out of state NYRS members – \$300

Non NYRS members – \$695 (all 3 days)
or \$300 (per day)

Non NYRS member Fellows, Residents and Technologists – \$350 (all 3 days) or \$200 (per day)

Full refunds provided less a \$75 service charge upon written notice until September 15, 2018

Visit www.nyrs.nyc for Online Registration.

For more Information, contact:

Jacqueline Kurdziel at kurdziej@mskcc.org

or visit our website at www.nyrs.nyc

TUITION INCLUDES

- Syllabus
- Daily breakfast, lunch, and refreshment breaks
- Processing of continuing medical education (CME) credits

ABOUT THE SOCIETY

The New York Roentgen Society was founded in April 3, 1912 and is one of the oldest radiological societies in the United States. Professor Wilhelm Conrad Roentgen was awarded honorary membership in 1914; it was the only honorary radiological society membership he accepted in the United States. The New York Roentgen Society is a component of the New York State Radiological Society a Chapter of the American College of Radiology.



SPONSORS

NYRS gratefully thanks our meeting sponsors.